

SCOUT · SCOUT EVO

CLASSIC · EXTRA



**KSR GOLD
SCOUT**
Axial motorpump with three stainless steel pistons and brass head



**LWR-K250
SCOUT EVO**
Triplex pump with 3 integral ceramic pistons. Oil sight glass. Brass pump heads

**ONLY EXTRA
VERSIONS**
Hose reel with 10 m R1 1/4" high-pressure hose




**ONLY CLASSIC
VERSIONS**
Storage pocket



Practical lance and gun storage



Front and rear bumpers



Easily removable handle



FOR MORE INFORMATION



BOX DIMENSION (cm)	850 x 620 x 960
QUANTITY FOR PALLET	1
PALLET DIMENSION (cm)	850 x 620 x 960
N. MACHINES CONTAINER 20'	36
N. MACHINES CONTAINER 40' (40' HQ)	76

Easily accessible built-in detergent tank (3,5 lt) with possibility of suction from external tank



Big rubber wheels (ø260mm)



GENERAL FEATURES

- Comet electrical pump with three axial pistons arranged horizontally with pump at the bottom and an all-metal construction without any plastic used for the structural components and brass head (SCOUT)
- LWR-K250 Comet Pump with 3 integral ceramic pistons. Oil sight glass. Brass pump heads (SCOUT EVO)
- Glycerin filled pressure gauge
- Easily accessible built-in detergent tank (3,5 lt) with possibility of suction from external tank
- Direct low-pressure suction of water with detergent
- EASY START device
- Total Stop system
- Delayed burner start
- Safety valve
- Amperometric motor protection
- Temperature setting thermostat
- Gun with flow regulator (SCOUT EVO model)

TECHNICAL FEATURES

CODE	MODELS	PUMP															
			Ph	V	Hz	bar	MPa	l/h	kW	°C	kg/h	kg	(L x W x H) cm				
36093-00005	SCOUT 150 Classic	KSR Gold	1	230	50	150	15	540	2,7	90	3,11	66	89 x 59 x 84				
36093-00006	SCOUT 150 Extra	KSR Gold	1	230	50	150	15	540	2,7	90	3,11	70	89 x 61 x 84				
36093-00007	SCOUT EVO 160 Classic	LWR-K250	1	230	50	160	16	600	2,7	90	3,11	66	89 x 59 x 84				
36093-00008	SCOUT EVO 160 Extra	LWR-K250	1	230	50	160	16	600	2,7	90	3,11	70	89 x 61 x 84				

STANDARD EQUIPMENT



GH 251 gun with protection

TECHNICAL FEATURES					COMPATIBLE MODELS			
l/min	IN	OUT	bar	CODE	36093-00005	36093-00006	36093-00007	36093-00008
30	G 3/8" M	M22x1,5 F	262	00080-01064				



GH 281 gun with pressure pregulator + Swivel

TECHNICAL FEATURES					COMPATIBLE MODELS			
l/min	IN	OUT	bar	CODE	36093-00005	36093-00006	36093-00007	36093-00008
15	G 3/8" M	M22x1,5 F	310	00080-01065				



Bent lance with protection, without nozzle

TECHNICAL FEATURES				COMPATIBLE MODELS			
IN	OUT	mm	CODE	36093-00005	36093-00006	36093-00007	36093-00008
M22x1,5 M	1/4" NPT F	700	10002-03413				



Fan shape nozzle

TECHNICAL FEATURES				COMPATIBLE MODELS			
IN	Ø		CODE	36093-00005	36093-00006	36093-00007	36093-00008
1/4" NPT M	033	15	00080-01383				



Rubber delivery hose kit

TECHNICAL FEATURES				COMPATIBLE MODELS			
IN	OUT	m	CODE	36093-00005	36093-00006	36093-00007	36093-00008
M22x1,5 F - Ø15	G 3/8" F	8 - R1 1/4"	00014-00468				



Hose reel with rubber hose

TECHNICAL FEATURES				COMPATIBLE MODELS			
Hose type Tipo tubo	m	OUT	CODE	36093-00005	36093-00006	36093-00007	36093-00008
R1 1/4"	10	G 3/8" F	00014-02279				

ACCESSORIES



Plastic inlet water filter

TECHNICAL FEATURES				COMPATIBLE MODELS			
IN	OUT	mesh	CODE	36093-00005	36093-00006	36093-00007	36093-00008
Ø 15	G 3/4" F	50	00009-02402				



3/4 garden hose quick couplers

TECHNICAL FEATURES				COMPATIBLE MODELS			
IN	OUT	bar	CODE	36093-00005	36093-00006	36093-00007	36093-00008
G 3/4" F	G 3/4" F	10	10001-04572				



GH 281 gun with pressure regulator + Swivel

TECHNICAL FEATURES					COMPATIBLE MODELS			
l/min	IN	OUT	bar	CODE	36093-00005	36093-00006	36093-00007	36093-00008
15	G 3/8" M	M22x1,5F	310	00080-01065				



Lance with adjustable jet

TECHNICAL FEATURES				COMPATIBLE MODELS			
IN	mm	Ø	CODE	36093-00005	36093-00006	36093-00007	36093-00008
M22x1,5 M	570	Ø33	10002-03667				



Straight lance, with rotating nozzle

TECHNICAL FEATURES				COMPATIBLE MODELS			
IN	mm	Ø	CODE	36093-00005	36093-00006	36093-00007	36093-00008
M22x1,5 M	560	Ø35	10002-03408				



Foam lance, with regulator

TECHNICAL FEATURES				COMPATIBLE MODELS			
IN	l/min	lt	CODE	36093-00005	36093-00006	36093-00007	36093-00008
M22x1,5 M	20	1	10002-03395				



Soda blasting lance

TECHNICAL FEATURES				COMPATIBLE MODELS			
IN	mm	Ø	CODE	36093-00005	36093-00006	36093-00007	36093-00008
M22x1,5 M	300 / 500	Ø35	10002-03426				



Rotating brush

TECHNICAL FEATURES				COMPATIBLE MODELS			
IN	bar	l/min	CODE	36093-00005	36093-00006	36093-00007	36093-00008
M22x1,5 M	20	20	00080-00927				



Drain nozzle (max 60°C)

TECHNICAL FEATURES				COMPATIBLE MODELS			
IN	m	l/min	CODE	36093-00005	36093-00006	36093-00007	36093-00008
M22x1,5 M	8	6 ÷ 9	00058-00626				
M22x1,5 M	15	6 ÷ 9	00058-00627				



Hose extension kit

TECHNICAL FEATURES				COMPATIBLE MODELS			
IN	OUT	m	CODE	36093-00005	36093-00006	36093-00007	36093-00008
M22x1,5 M - Ø15	M22x1,5 F - Ø15	10 - R1 1/4"	10002-04144				



Spiral suction hose kit

TECHNICAL FEATURES				COMPATIBLE MODELS			
IN	OUT	m	CODE	36093-00005	36093-00006	36093-00007	36093-00008
Ø 18	Ø 23	8	10002-02545				



Ionic anti-scale device

TECHNICAL FEATURES				COMPATIBLE MODELS			
IN	OUT	l/min	CODE	36093-00005	36093-00006	36093-00007	36093-00008
G 3/4" M	G 3/4" F	30	00069-00217				



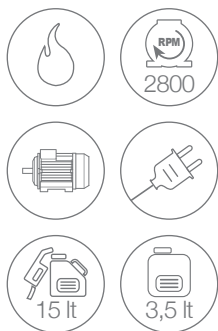
Double barrel lance, without nozzles

TECHNICAL FEATURES				COMPATIBLE MODELS			
IN	OUT	mm	CODE	36093-00005	36093-00006	36093-00007	36093-00008
M22x1,5 M	2x1/4 NPT F	700	10002-03559				



Detergent nozzle for double barrel lance

TECHNICAL FEATURES				COMPATIBLE MODELS			
IN	Ø		CODE	36093-00005	36093-00006	36093-00007	36093-00008
1/4" NPT M	60	50	00080-01247				



SCOUT · SCOUT EVO

CLASSIC · EXTRA



KSR GOLD
SCOUT
Pompa assiale a tre pistoni inox con testata in ottone



LWR-K250
SCOUT EVO
Pompa triplex con 3 pistoni in ceramica integrale. Visore livello olio. Testate in ottone

SOLO SU EXTRA
Avvolgitubo con tubo alta pressione in gomma 10 m R1 ¼"




SOLO SU CLASSIC
Tasca portaoggetti



Pratico alloggiamento della pistola e della lancia



Paraurti anteriore e posteriore



Manico facilmente removibile



PER MAGGIORI INFORMAZIONI



DIMENSIONI IMBALLO (cm)	850 x 620 x 960
QUANTITÀ BANCALE	1
DIMENSIONI BANCALE (cm)	850 x 620 x 960
N. MACCHINE IN BOX DA 20'	36
N. MACCHINE IN BOX DA 40' (40' HQ)	76

Serbatoio detergente integrato (3,5 lt) facilmente accessibile con possibilità di aspirazione da serbatoio esterno



Ruote di grandi dimensioni (ø260mm)



CARATTERISTICHE GENERALI

- Elettropompa Comet a tre pistoni assiali disposta in orizzontale con pompa in basso e costruzione interamente in metallo, senza materiale plastico nei componenti strutturali e testata in ottone (SCOUT)
- Pompa Comet LWR-K250 con 3 pistoni in ceramica integrale. Visore livello olio. Testate in ottone (SCOUT EVO)
- Manometro a bagno di glicerina
- Serbatoio detergente integrato (3,5 lt) facilmente accessibile con possibilità di aspirazione da serbatoio esterno
- Aspirazione acqua diretta con detergente in bassa pressione
- Dispositivo EASY START
- Dispositivo Total Stop
- Partenza ritardata del bruciatore
- Valvola di sicurezza
- Protezione amperometrica del motore
- Termostato di regolazione temperatura
- Uso semiprofessionale
- Pistola con regolatore di flusso (modello SCOUT EVO)

CARATTERISTICHE TECNICHE

CODICE	MODELLI	POMPA																	
			Ph	V	Hz	bar	MPa	l/h	kW	°C	kg/h	kg	(L x W x H) cm						
36093-00005	SCOUT 150 Classic	KSR Gold	1	230	50	150	15	540	2,7	90	3,11	66	89 x 59 x 84						
36093-00006	SCOUT 150 Extra	KSR Gold	1	230	50	150	15	540	2,7	90	3,11	70	89 x 61 x 84						
36093-00007	SCOUT EVO 160 Classic	LWR-K250	1	230	50	160	16	600	2,7	90	3,11	66	89 x 59 x 84						
36093-00008	SCOUT EVO 160 Extra	LWR-K250	1	230	50	160	16	600	2,7	90	3,11	70	89 x 61 x 84						

DOTAZIONE STANDARD



Pistola GH 251 con protezione

CARATTERISTICHE TECNICHE					MODELLI COMPATIBILI			
l/min	IN	OUT	bar	CODICE	36093-00005	36093-00006	36093-00007	36093-00008
30	G 3/8" M	M22x1,5 F	262	00080-01064				



Pistola GH 281 con regolatore pressione + Swivel

CARATTERISTICHE TECNICHE					MODELLI COMPATIBILI			
l/min	IN	OUT	bar	CODICE	36093-00005	36093-00006	36093-00007	36093-00008
15	G 3/8" M	M22x1,5 F	310	00080-01065				



Lancia angolata con testina detergente, senza ugello

CARATTERISTICHE TECNICHE				MODELLI COMPATIBILI			
IN	OUT	mm	CODICE	36093-00005	36093-00006	36093-00007	36093-00008
M22x1,5 M	1/4" NPT F	700	10002-03413				



Ugello con getto a lama

CARATTERISTICHE TECNICHE				MODELLI COMPATIBILI			
IN	Ø		CODICE	36093-00005	36093-00006	36093-00007	36093-00008
1/4" NPT M	Ø33	15	00080-01383				



Kit tubo gomma mandata

CARATTERISTICHE TECNICHE				MODELLI COMPATIBILI			
IN	OUT	m	CODICE	36093-00005	36093-00006	36093-00007	36093-00008
M22x1,5 F - Ø15	G 3/8" F	8 - R1 1/4"	00014-00468				



Avvolgitubo con tubo gomma

CARATTERISTICHE TECNICHE				MODELLI COMPATIBILI			
Hose type Tipo tubo	m	OUT	CODICE	36093-00005	36093-00006	36093-00007	36093-00008
R1 1/4"	10	G 3/8" F	00014-02279				

ACCESSORI



Filtro ingresso acqua in plastica

CARATTERISTICHE TECNICHE				MODELLI COMPATIBILI			
IN	OUT	mesh	CODICE	36093-00005	36093-00006	36093-00007	36093-00008
Ø 15	G 3/4" F	50	00009-02402				



Kit Raccordi attacco rapido 3/4

CARATTERISTICHE TECNICHE				MODELLI COMPATIBILI			
IN	OUT	bar	CODICE	36093-00005	36093-00006	36093-00007	36093-00008
G 3/4" F	G 3/4" F	10	10001-04572				



Pistola GH 281 con regolatore pressione + Swivel

CARATTERISTICHE TECNICHE					MODELLI COMPATIBILI			
l/min	IN	OUT	bar	CODICE	36093-00005	36093-00006	36093-00007	36093-00008
15	G 3/8" M	M22x1,5F	310	00080-01065				



Lancia getto regolabile

CARATTERISTICHE TECNICHE				MODELLI COMPATIBILI			
IN	mm	Ø	CODICE	36093-00005	36093-00006	36093-00007	36093-00008
M22x1,5 M	570	Ø33	10002-03667				



Lancia dritta, con ugello rotante

CARATTERISTICHE TECNICHE				MODELLI COMPATIBILI			
IN	mm	Ø	CODICE	36093-00005	36093-00006	36093-00007	36093-00008
M22x1,5 M	560	Ø35	10002-03408				



Lancia schiumogena, con regolatore

CARATTERISTICHE TECNICHE				MODELLI COMPATIBILI			
IN	l/min	lt	CODICE	36093-00005	36093-00006	36093-00007	36093-00008
M22x1,5 M	20	1	10002-03395				



Lancia sabbiante

CARATTERISTICHE TECNICHE				MODELLI COMPATIBILI			
IN	mm	Ø	CODICE	36093-00005	36093-00006	36093-00007	36093-00008
M22x1,5 M	300 / 500	Ø35	10002-03426				



Spazzola rotante

CARATTERISTICHE TECNICHE				MODELLI COMPATIBILI			
IN	bar	l/min	CODICE	36093-00005	36093-00006	36093-00007	36093-00008
M22x1,5 M	20	20	00080-00927				



Sonda spurgatubi (max 60°C)

CARATTERISTICHE TECNICHE				MODELLI COMPATIBILI			
IN	m	l/min	CODICE	36093-00005	36093-00006	36093-00007	36093-00008
M22x1,5 M	8	6 ÷ 9	00058-00626				
M22x1,5 M	15	6 ÷ 9	00058-00627				



Kit prolunga tubo

CARATTERISTICHE TECNICHE				MODELLI COMPATIBILI			
IN	OUT	m	CODICE	36093-00005	36093-00006	36093-00007	36093-00008
M22x1,5 M - Ø15	M22x1,5 F - Ø15	10 - R1 1/4"	10002-04144				



Kit tubo aspirazione spiralato

CARATTERISTICHE TECNICHE				MODELLI COMPATIBILI			
IN	OUT	m	CODICE	36093-00005	36093-00006	36093-00007	36093-00008
Ø 18	Ø 23	8	10002-02545				



Dispositivo ionico anticalcare

CARATTERISTICHE TECNICHE				MODELLI COMPATIBILI			
IN	OUT	l/min	CODICE	36093-00005	36093-00006	36093-00007	36093-00008
G 3/4" M	G 3/4" F	30	00069-00217				



Lancia dritta a canna doppia, senza ugelli

CARATTERISTICHE TECNICHE				MODELLI COMPATIBILI			
IN	OUT	mm	CODICE	36093-00005	36093-00006	36093-00007	36093-00008
M22x1,5 M	2x1/4 NPT F	700	10002-03559				



Ugello detergente per lancia canna doppia

CARATTERISTICHE TECNICHE				MODELLI COMPATIBILI			
IN	Ø		CODICE	36093-00005	36093-00006	36093-00007	36093-00008
1/4" NPT M	60	50	00080-01247				