



Tora
SERIES



Our goal is always the same: to build the most beautiful tractor in the world!

When I was a child...

I got excited whenever I saw a tractor.
My grandfather had an Antonio Carraro and, when I looked at it, I dreamed of owning one myself one day.
When I was a child I used to imagine what my future life would be like: the only certainty was that I would avoid a banal existence. I imagined a job that I would love, a family of my own. A nice house, a car.
Maybe a motorbike. And a tractor.
One day I set my heart free.
I bought an Antonio Carraro tractor. I owed it to myself... and to my grandfather.

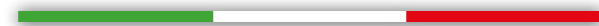


Tora SERIES



GOAL: TO AMAZE!

The Tora Series is the result of a new project undertaken by the AC Research and Development department with the aim of achieving improved and unprecedented technical solutions and hydraulic capacities for this power range. Starting with the gearbox and the PTO which are the same as those used in the AC flagship series. The driver's seat is located on a new platform that provides, on each model in the Series, maximum living space for the operator on board, while maintaining the tractor's extremely compact size and external dimensions. Two engines are available: 52 and 66hp, presented in different configurations with the articulated ACTIO™ Full Chassis with Oscillation or steering wheels; unidirectional or with RGS™ reversible drive system.



ENGINE

5
STAGE

Two engine options have been designed to contribute to the compactness of the tractor without affecting its manoeuvrability and tight steering: 52hp (5800) or 66hp (6800).

5800 > EEC Directive: Stage 5 - US EPA Tier 4 – Yanmar Engine 37.9 kW/ 52 hp/ n. 4 cyl. (2091 cc) – Liquid cooled / Direct Injection Common Rail/ Turbo/ Max Torque 170 Nm at 1690 rpm

6800 > EEC Directive: Stage 5 - US EPA Tier 4 – Yanmar Engine 48.5 kW/ 66 hp/ n. 4 cyl. (2091 cc) – Liquid cooled / Direct Injection Common Rail/ Turbo Intercooler/ Max Torque 210 Nm at 1690 rpm





ACTIO™

Exclusive Antonio Carraro chassis

ACTIO™ is the AC Full Chassis with Oscillation, consisting of a solid cast-iron frame fixed to the axles and housing the tractor transmission. It has a central pivot with longitudinal oscillation of up to 15 degrees, allowing the tractor wheels to follow the contours of the ground independently, ensuring stability and traction. The constant grip of the tyres ensures all the engine power is transferred to the ground, increasing performance and safety. With the ACTIO™ chassis, the engine is positioned "overhanging" the front wheels, so that the tractor's centre of gravity is as low as possible. The weight of the tractor is distributed 60% on the front axle and 40% on the rear axle. When an implement is hitched to the tractor, the weights are equally distributed (50%) on each axle.



TRADITIONAL TRACTOR



70% 30% 80% 20%

AC TRACTOR



40% 60% 50% 50%

PLUS

- + **Stability:** Low centre of gravity and 4 drive wheels.
- + **Safety:** operational peace of mind.
- + **Comfort:** low driver's seat at the centre of gravity of the tractor.
- + **Manoeuvrability:** short wheelbase and tight turning radius.
- + **Grip:** equal weight distribution.
- + **Drive:** 4-wheel drive always glued to the ground.



ACTIO™ ARTICULATED TORA

Unidirectional and reversible

SN 6800 V | narrow unidirectional

66hp

With the reversible SRX model, it is the narrowest isodiametric tractor with articulated frame in the entire Tora Series. A specialised tractor with a sleek, compact design, wrap-around mudguards, flush sides and a low-slung driver's seat - essential elements for agile manoeuvring through vegetation and the narrowest, lowest rows of crops. Thanks to its articulated chassis and short wheelbase, this model offers a small turning radius. The minimum available width of this model is only 98 cm. It is equipped with double disc brakes in an oil bath and an integrated mechanical *Superbrake* system. In addition to working in narrow rows, the SN is also designed for work in greenhouses or in the tightest spaces or where demanding short-radius slalom movements are required. The ACTIO™ frame ensures weight is perfectly distributed over the four driving wheels, thereby guaranteeing optimal grip, stability and safety even on slopes. The powerful *Load Sensing* hydraulic system, with a flow rate of over 50 l/min, allows the tractor to be used with a wide range of implements. As an option, the new soundproofed and air-conditioned 4-pillar *REDCab** provides easy access to the cab and maximum visual control when working between rows with sprayers, mowers and in-row tillers and all specialised and multifunctional equipment.

SRX 5800/6800 |

52/66hp

Agile and narrow (minimum width 98 cm like SN) multi-purpose tractor, available with two engines at 52 or 66 hp, ideal for vineyards, orchards and greenhouses. Thanks to its articulated chassis and short wheelbase, this model offers a small turning radius and is therefore very easy to manoeuvre. It is equipped with double disc brakes in an oil bath and an integrated mechanical *Superbrake* system.

The configuration with an overhanging engine and 4 isodiametric wheels enhances the stability and ground grip of the tractor even on slopes. The powerful *Load Sensing* hydraulic system, with a flow rate of over 50 l/min, allows the tractor to be used with a wide range of pull or push-type implements for total crop management, even in rows. The new *Hydraulic Remote Control* instrument allows total management of implements. The lifting power of 2200kg at the ball ends also allows soil working with large equipment such as combination seed drills for green manuring operations. Larger lifting bars are available on request for heavier loads and more demanding work. As an option, the new soundproofed and air-conditioned 4-pillar *REDCab** provides easy on-board access and maximum visual control when working between rows with pruning machines, defoliators and double in-row tillers.

5
STAGE



RGS™
NEW



*optional

ACTIO™ STEERING TORA

Unidirectional and reversible

TN 5800/6800 | unidirectional

52/66hp

It is a “low” unidirectional tractor designed for a wide range of crops: espalier and pergola vineyards, orchards and olive groves, even on slopes or uneven hill or mountain terrain. This steering isodiametric tractor offers the necessary grip, manoeuvrability and compactness to make it stable and safe in all types of terrain. It is equipped with double disc brakes in an oil bath and an integrated mechanical *Superbrake* system. The powerful *Load Sensing* hydraulic system, with a flow rate of over 50 l/min, allows the tractor to be used with a wide range of implements, even sophisticated ones. The numerous hydraulic utilities allow a practical combination of a large number of implements. Its versatility is increased by the possibility of being configured with different types of tyres according to the needs of each customer. The driver’s seat is extremely comfortable and unobstructed on the central tunnel for easy access and driving. As an option, the new soundproofed and air-conditioned *REDCab** provides maximum visual control at work.

TC 6800 F | “low” unidirectional with larger rear wheels

66hp

Compact unidirectional, steerable, with oversized rear wheels and “orchard” configuration, characterised by a particularly “low” centre of gravity that makes it suitable for working on steep slopes. It is equipped with double disc brakes in an oil bath and an integrated mechanical *Superbrake* system. The powerful *Load Sensing* hydraulic system, with a flow rate of over 50 l/min, allows the tractor to be used with a wide range of implements, able to manage all types of crops such as: espalier and pergola vineyards, orchards and olive groves, even on slopes or uneven terrain. The numerous hydraulic utilities allow a practical combination of a large number of implements. The driver’s platform is particularly spacious: the low roomy driver’s seat ensures maximum operating comfort even when working under foliage.

5
STAGE



TRX 5800 |
52hp

It is an isodiametric, reversible model with a steering frame. It is equipped with double disc brakes in an oil bath and an integrated mechanical *Superbrake* system. The powerful *Load Sensing* hydraulic system, with a flow rate of over 50 l/min, allows the tractor to be used with a wide range of implements, even sophisticated ones. The numerous hydraulic utilities allow a practical combination of a large number of implements. TRX is optionally fitted with the Uniflex™ device, making it suitable for typical mountain haymaking operations. As an option, the new soundproofed and air-conditioned *REDCab** provides maximum visual control, even when driving in reverse, when working with towed or front-mounted implements.



RGS™
NEW



*optional

*optional



The patented reversible drive

The new rotating turret of the Tora Series houses the driver's seat and the gearbox and shuttle controls next to the steering wheel. The new technical solution (AC patent) enhances the man-machine feeling, providing more living space for the operator. The Tora reversible tractor is a vehicle with a low, narrow centre of gravity and very compact dimensions, with a spacious and comfortable driver's seat.



RGS™ Rev-Guide System TORA

It is already well known for being the reversible AC steering system on a rotating turret: by rotating the seat/wheel/dashboard/pedals assembly by 180°, a new driving perspective is obtained, just the same but in the opposite direction. The aim is to operate, with the same machine, both with towed implements (at the rear), in a traditional set-up, and with push implements or ones requiring frontal application (still mounted on the same rear power lift) but used in reverse drive. The system amplifies the multifunctionality of the tractor, simplifying use and improving operating precision and quality.

This technical solution has made it possible to bring the mechanical controls ergonomically close to the steering wheel so that the operator can find the desired devices instantly without taking his hands off the wheel.



The spacious operator's platform thermally and acoustically isolates the cab from the transmission, providing comfort during operating and drastically reducing vibrations. The suspended pedal assembly of the RGS™ reversible driver's seat, an integral part of the rotating turret, has no gaps towards the ground, a feature that protects the driver's seat equipment and the operator from the entry of dust.

The dashboard cluster offers a colour display that shows all data: from PTO revs, to travel speed, to working hours.

PLUS

- + **Comfort:** simple and intuitive reversible driving system with ergonomic and easy-to-use controls.
- + **Implement visibility:** driver's seat in the middle of the vehicle in both directions
- + **Versatility:** greater productivity from a tractor which can work with towed or front-mounted implements.



RedCab

For TORA ARTICULATED and STEERING models

The cab is one of the most popular options. It is newly designed, soundproofed and air-conditioned. The *concept* of these cabs (with 6 pillars for the steered models and 4 pillars for the ones with articulated chassis) offers the operator on board a 360° view, favouring visibility of the implement and the ground around the tractor, which is particularly appreciable in reversible models, in reverse drive, when working between narrow rows. With specialised equipment such as pruning machines, defoliators and double in-row tillers, maximum visual control of the operation in progress is guaranteed.

In addition to daytime visibility, the electrical system has been implemented and enhanced with lighting elements using LED technology* (only for articulated models) to ensure, at night or in dark places, the right lighting and external visibility, while maintaining a high standard of safety and quality of the work produced. The LED working lights ensure optimum illumination not only of the equipment but also of the entire area around the tractor.

The cab is very compact, but comfortable inside. The sleek profile and conical shape of the cab allow the tractor to move between narrow rows of crops, even on a sideways slope, while the height of the cab is also low.

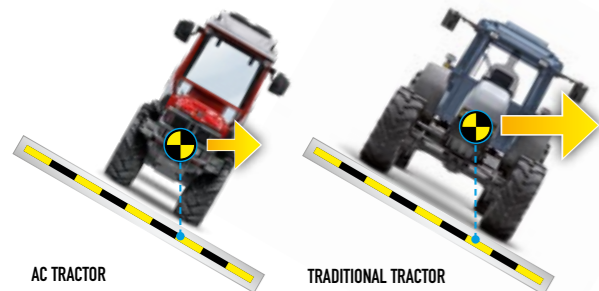


*optional

SAFETY

Active and passive

Low center of gravity, constant grip, stability and driving position protection are just some of the “active” safety factors of the Tora Series; these combine with the “passive” features, such as the quality of components, meticulous design and the use of environmentally friendly engines. The hydraulically controlled dual disc oil bath braking system and integrated mechanical *Superbrake* guarantees a powerful, modulated braking action and reliability, even with the front-wheel drive disengaged. The combination of the rear lift and mounted implement helps counterbalance the mass of the tractor, which remains stable at all times. The differential locks are electro-hydraulically operated at the rear and mechanically operated at the front, and prevent slippage, maintaining traction at all times. The driving position, with roll-bar or *REDCab**, provides maximum protection for the operator.



AC TRACTOR

TRADITIONAL TRACTOR

*optional


ERGONOMICS AND COMFORT

The sleek, streamlined design of the Tora Series models makes it easier to move the tractor through crops, increasing the operator’s visibility of the implement and surrounding terrain. The driving position enables easy on-board access, protects the operator and provides plenty of comfortable space. The driving position platform rests on silent-block devices which absorb vibrations and dampen noise levels. Thanks to the ACTIO™ frame, the driver’s seat is very close to the tractor’s central pivoting axis, which means that shaking and transverse stresses are kept to a minimum: even after several hours of work, the operator does not feel tired.

The on-board instrumentation is elegant, functional and intuitive: backlit anti-glare screen for night-time use; excellent display of all indications on the multifunctional colour display on the instrument panel; engine rev counter; fuel level and consumption, electronic engine temperature; engine diagnostic data with maintenance indications. All this is achieved by means of an analogue display that offers quick and intuitive consultation of the data.



ARTICULATED TORA



STEERING TORA



ERGONOMICS AND COMFORT

ARTICULATED TORA

SRX | SN



ERGONOMICS AND COMFORT

STEERING TORA

TCF | TN | TRX



Dimensions unchanged

5
STAGE

A meticulous engineering study has enabled us to install the Stage 5 engines without affecting the size of the tractors. The dimensions of the bonnet remain almost the same as in previous models, thus maintaining the excellent operational characteristics and forward visibility. The engine compartment is easy to inspect thanks to the wide opening bonnet. The cooling pack hinges outwards to facilitate cleaning operations.



TRANSMISSION

16 synchronized gears

The Tora Series models are equipped with a mechanical gearbox with 16 forward ratios and 16 reverse, which can also be engaged when the tractor is moving, thanks to the synchronized shuttle. The very narrow difference between one gear ratio and the next translates into smooth, fluid driving in all operating conditions. The large, reliable, softly engaging clutch requires no adjustment thanks to the hydraulic control system with wear compensation.

PLUS

- + **Reliability:** long service life of the components.
- + **Efficiency:** wide range of ratios.
- + **Comfort:** smooth clutch engagement without jerking.
- + **Savings:** reduced fuel consumption and reduced management costs.






TRACTOR AND IMPLEMENT

Technological harmony

The integrated system consisting of power lift, hydraulics and PTO is suitable for use with a wide range of rear-mounted implements. The lift is a single unit with vertical cylinders and 3-point linkage with extendable bars and width-adjustable quick couplers*. The independent rear PTO, 540/540e rpm or 540/1000 rpm*, has electro-hydraulic progressive engagement and can be synchronized with the gears. It features *Plus* and *Normal* engagement ramps that can be selected from the cluster. The rear lock is electro-hydraulically controlled and the front lock is mechanically controlled. The most outstanding feature is the enhanced *Load Sensing* hydraulic system, with a flow rate of more than 50 l/min and five double-acting spool valves that allow the tractor to be used with a wide range of implements, either towed or pushed, that is rear or front-mounted.




HYDRAULIC LIFT ROD AND TOP-LINK*
Allows the positioning and tilting of the implements to be corrected.



FRONT LIFT*
auxiliary device with adjustable arms and quick couplers complete with bullbar. The front lift allows combined use of front and rear implements.



HYDRAULIC LIFT
Adjustable lift arms; cat. 2 sliding quick hitches.



HYDRAULIC SYSTEM
Modular hydraulic system with up to 11 hydraulic couplings divided into continuous flow, double acting and free return. All connections are served by hydraulic hoses with an increased cross-section to reduce pressure losses and thus improve the efficiency of the system.



TORA *LOAD-SENSING* HYDRAULIC SYSTEM

Objectives of this new hydraulic system concept:

- Modularity of configuration of the hydraulic system according to the needs of each operation.
- High flow rates at low speeds.
- High performance of the hydraulic circuit.
- Fuel savings.
- Increased available hydraulic capacity.



The *Load Sensing* hydraulic system raises the application suitability of the latest generation of complex implements to all models in the range. Increased hydraulic flow rates with adjustable continuous flows allow for maximum control in the management of the most demanding implements, such as in-row tillers or foliage pruning machines. In addition, the Tora (reversible) can be configured with the new multifunctional *Hydraulic Remote Control**.

For reversible models configured with the maximum number of hydraulic couplers, there is the *HRC** (*Hydraulic - Remote - Control*), which allows simple and proportional control of many specific implements, such as the hydraulic forklift, managing the lowering or lifting of the load in a gradual and precise manner. The extremely compact *HRC* control, located in an anatomical position on the adjustable armrest of the driver's seat, offers the highest level of operating comfort for tractors in the Tora Series power range.




PTO
Gearbox with rear PTO 540/540e rpm and 540/1000 rpm*.



FLOW REGULATOR
Allows adjustment of the hydraulic flow rate from 0 to 50 l/min for hydraulic couplers with the continuous flow function.




LIFTING WITH POSITION AND DRAFT CONTROL*
Device for optimal management of the implement, in both position and effort, in order to ensure precise working, with maximum tractor grip and traction on the ground.



*optional

*optional

TECHNICAL DATA

	SRX	SN	TCF	TN	TRX
FRAME					
ACTIO™	✓	✓	✓	✓	✓
ARTICULATED	✓	✓			
STEERING			✓	✓	✓
ISODIAMETRIC	✓	✓		✓	✓
ORCHARD			✓		
RGS™	✓				✓
KERB WEIGHT					
ARCH	1775 to 1965	1775 to 1965	1970 to 2085	1810 to 1960	1875 to 2015
CAB	1925 to 2115	1925 to 2115		1960 to 2110	2025 to 2165

ACTIO™ = Antonio Carraro Telaio Integrale Oscillante | RGS™ = Rev - Guide System

Engine type	5800 YANMAR Supercharged diesel with common rail direct injection 4 Cylinders - 16 Valves Stage 5 - 2091 cc Power 37.9 kW / 51.5 hp - 2600 rpm Max torque 170 Nm at 1690 rpm	6800 YANMAR Diesel with common rail direct injection, with turbo and intercooler 4 Cylinders - 16 Valves Stage 5 - 2091 cc Power 48.5 kW / 66 hp - 2600 rpm Max torque 210 Nm at 1690 rpm
Transmission	S90: 32 speed synchronised gearbox: 16 FWD + 16 REV with synchronised shuttle	
Power take-off	Rear, independent 540/1000 E rpm with progressive electro-hydraulic engagement - synchronised groundspeed	
Hydraulic system	Load sensing hydraulic system. Rear auxiliary hydraulic system with 1 double-acting remote valve with float and 1 oil return (3 rear hydraulic couplers). Pump capacity 37lt/min	
Rear power lift	Hydraulic lift with 3-point linkage - Lifting capacity at ball ends (Kg): 2190 - Oscillating lift arms and lateral stabilizer bars, Cat. 1 - Category "C" height-adjustable rear tow hook	
Brakes	Rear service brakes: oil-immersed dual discs with hydraulic control - Combined parking brake: belt brake on the transmission and acting on the brake blocks with integrated mechanical superbrake system.	

STANDARD EQUIPMENT

- Platform suspended on silent blocks • New reversibility with steering wheel controls (only for SRX - TRX) • Front differential lock with foot pedal, mechanically operated, with automatic disengagement; rear, electro-hydraulically operated • Tilting steering wheel with return to maximum accessibility position • Sprung seat with adjustable travel and height • Safety belts • Fold-down front protection arch • Rear-view mirror • Fitting for rotating light • Front tow hook • Multifunctional digital instrument with colour display •

OPTIONAL

- "REDCab" with 4 pillars (only for SRX - SN) - Roof porthole with sunblind - Fixed windscreen - Opening rear window - Heating system with dust filter - Air conditioning system with internal recirculation device - Electrically controlled fan - Electric windscreen wipers at front and rear. - Electric windscreen washers at front and rear. - Courtesy light - 2 exterior rear-view mirrors - attachments for any protective grids - Single-pole socket - USB connection - Rear number plate holder. - Provision for installation of radio-stereophonic system - Provision for Germany-type front number plate - Net storage pockets - Door handles flush with the glass - Interior ABS coating - Bottle holder - Clothes hanger - Provision for additional working lights - OPT led work lights: 2 front. (adjustable) + 2 rear (adjustable) + 2 side - OPT active charcoal filter.

- "REDCab" with 6 pillars (only for TRX - TN) - Soundproofed with heating and air conditioning - Front and rear windscreen wipers with independent washers - Opening side windows with fastening hooks - Front portholes for better visibility - Provision for radio - Side rear-view mirrors - Bottle holder - Clothes hanger - Document storage net - Rotating lamp holder - Rear work lights.


- Pair of front and rear wheel ballasts 35Kg each; max.280Kg
- Front ballast with coupling (Package 2+2); max. 88Kg
- Front lift + 2 replicated front quick couplings
- Bull Bar

- Reinforced oscillating lift arms with lateral stabilizers cat. 1-2
- Oscillating arms with lateral stabilizers adjustable in length with quick couplings cat. 2
- Fixed bars, without lateral stabilizers, adjustable in length and width, with quick couplings cat. 1 (without balls) - cat. 2 (with balls)
- Oscillating tow bar
- Right vertical tie-rod and hydraulic top link tie-rod for rear lift
- Raised top link
- Rear work light with LED
- PTO 540-1000 rpm
- Mudguard protection
- Cruise control
- Category "C" height-adjustable rear tow hook
- Seats with retractable belts or larger seat
- Seat side panels
- Seat with pneumatic suspension
- Rear lift damping
- Larger pump 53 lt
- Draft control power lift
- Hydraulic system controlled by multifunction handle with "HRC" control
- Hydraulic system consisting of lift with floating control, 5 double-acting of which 1 floating and 1 double-acting with oil flow regulator + 1 oil return (11 quick couplings).



TYRES


Tora SERIES



SRX 5800/6800 | SN 6800 V

TYPE TYRE	G1	I	I (**)	L	M	N	O
260/70 R16	240	2265	2185	1095 to 1180	837 to 924	1105 to 1195	789 to 879
280/70 R18	280	2305	2225	1175 to 1265	893 to 983	823 to 983	1088 to 1163
380/60-15	260	2285	2205	1400	1025	1405	1030
320/65 R18	295	2320	2240	1215 to 1305	1036 to 1191	1225 to 1330	1021 to 1176
7.50X16	260	2285	2205	1020 to 1150	805 to 935	1035 to 1185	820 to 970
210/95 R18	280	2305	2225	985 to 1180	761 to 957	990 to 1205	766 to 981
250/80 R18	280	2305	2225	1060 to 1210	820 to 970	1085 to 1240	845 to 1000
29X12.50-15	240	2265	2185	1230	907	1240	917
31X15.50-15	250	2275	2195	1415	1024	1420	1029
33X15.50-15	270	2295	2215	1415	1024	1420	1029

**HEIGHT WITH CAB



TC 6800 F

Tyres	Dimensions (mm)	G1	I	L	M	N	O
8.25-16	280/85 R20	265	2225	1325	1110	1275 to 1445	980 to 1150
250/80-16	320/70 R20	265	2225	1335	1095	1310 to 1475	992 to 1157
280/70 R18	360/70 R20	290	2250	1425 to 1500	1143	1445 to 1505	1088 to 1148





E

TN 5800 | 6800

TYPE TYRE	G1	I	I (**)	L	M	N	O
260/70 R16	240	2200	2135	1305 to 1440	1047 to 1182	1305 to 1395	1047 to 1137
280/70 R18	280	2240	2175	1350 to 1445	1068 to 1163	1370 to 1445	1088 to 1163
320/65 R18	295	2255	2190	1345 to 1500	1036 to 1191	1330 to 1485	1021 to 1176
7.50-16	260	2200	2155	1235 to 1350	1020 to 1135	1185 to 1300	970 to 1085
210/95 R18	280	2240	2175	1190 to 1405	966 to 1181	1200 to 1355	976 to 1131
250/80 R18	280	2240	2175	1225 to 1440	985 to 1200	1240 to 1390	1000 to 1150
29X12.50-15	240	2200	2135	1440	1117	1395	1072
31X15.50-15	250	2210	2145	1545	1154	1565	1174

**HEIGHT WITH CAB




TRX 5800

Dimensions (mm)

TYPE TYRE	G1	I	I (**)	L	M	N	O
260/70 R16	240	2265	2185	1095 to 1180	837 to 924	1105 to 1195	789 to 879
280/70 R18	280	2305	2225	1175 to 1265	893 to 983	823 to 983	1088 to 1163
380/60-15	260	2285	2205	1400	1025	1405	1030
320/65 R18	295	2320	2240	1215 to 1305	1036 to 1191	1225 to 1330	1021 to 1176
7.50-16	260	2285	2205	1020 to 1150	805 to 935	1035 to 1185	820 to 970
210/95 R18	280	2305	2225	985 to 1180	761 to 957	990 to 1205	766 to 981
250/80 R18	280	2305	2225	1060 to 1210	820 to 970	1085 to 1240	845 to 1000
29X12.50-15	240	2265	2185	1230	907	1240	917
31X15.50-15	250	2275	2195	1415	1024	1420	1029
33X15.50-15	270	2295	2215	1415	1024	1420	1029

**HEIGHT WITH CAB



The description and illustrations in this brochure are provided simply for information purposes; they are not binding and may be varied at any time without notice.

SAT

A team
at the Customer's service

ORIGINAL SPARE PARTS AND SERVICE ANTONIO CARRARO®

The AC dealer network uses modern equipment and tools specifically designed for servicing AC tractors. Periodically, the technicians at each authorised workshop are required to attend technical refresher courses at the factory. Each authorised workshop employs highly qualified personnel and offers a wide range of services to ensure maximum peace of mind and total protection for its customers. AC dealers are available to provide their customers with information on services related to the care of AC tractors.

AFTER-SALES

Thanks to the widespread network of dealers and the expertise of the Service Managers, the parent company is able to guarantee a comprehensive service. With the right interventions, every AC tractor will continue to provide excellent performance throughout its entire working life.

ANTONIO CARRARO® ORIGINAL PARTS

AC Original Parts is a registered trademark. High design standards and strict controls over the entire production process ensure the highest level of quality. With AC Original Parts the customer has the certainty that the performance of his tractor will be maintained unchanged over time, preserving the safety and residual value of the used vehicle.

EXG MAXIMUM PROTECTION: 4 worry-free years!

As proof of the reliability of its products, in addition to the



standard 24-month warranty, Antonio Carraro offers the **EXG Maximum Protection** extended warranty option for up to 3 or 4 years. At the time of purchasing the tractor or within the first 24 months of the vehicle's life (performing all the scheduled maintenance jobs as specified in the AC Use and Maintenance Manual), the Customer may subscribe to an extension of the warranty cover to 3 or 4 years, choosing the option that suits him best. The important thing is that he relies on the



assistance of the **Authorised Workshops of the AC Dealer Network**, which use only **AC Original Parts** and certified employees. If the used tractor is sold, coverage is transferable to the new owner.





N° 1 SPECIAL TRACTORS

ANTONIO CARRARO SPA
Via Caltana, 24
35011 Campodarsego Padova ITALY
info@antoniocarraro.it
antoniocarraro.it

DEALER:

